

University of Zadar
Universitas Studiorum
Jadertina | 1396 | 2002 |

Erasmus+
Enriching lives, opening minds.



International Student

www://

international.unizd

Your opportunity to (ex)change!



Welcome

to the University of
Zadar!



We are delighted that you have selected University of Zadar as your mobility destination.

We invite you to enjoy the historical, cultural heritage of our university and city, while exploring everything that modern academia has to offer.

This International Student Guide will provide you with the information you need for your mobility period: from the planning phase and first days in Zadar all the way to the end of your stay. We are here to support you every step of the way.



Be sure to download and refer to this guide whenever you might need it!




If you can't open a webpage or link please download PDF reader.



PRE-ARRIVAL ARRANGEMENTS



To apply for exchange period make sure you follow the admission procedure of the mobility programme you have selected to participate in:



Course catalogue

List of courses in foreign languages available to exchange students can be found here.



For academic calendar

[CLICK HERE >](#)

For admission documents

[CLICK HERE >](#)

Degree seeking students

For information on the admission procedure for full time degree seeking students please contact the Academic Recognition Coordinator.



For more information contact us by email incoming.mobility@unizd.hr



PRE-ARRIVAL ARRANGEMENTS



Visa

It is important to be aware if you are required to obtain a visa before planning your trip.

[SEE MORE](#)

Medical insurance

All foreign students must have medical insurance covered during their stay in Croatia. EU nationals must have European Health Insurance Card (EHIC). Non EU nationals should check with the healthcare provider at home and/or their home university.

[SEE MORE](#)

Accommodation

Students are usually accommodated in the student dormitory or in private apartments.

[SEE MORE](#)



Buddy System

“Buddies” are student ESN volunteers who assist foreign students during their exchange period. We strongly recommend to all the students to apply for a buddy system.

[CLICK HERE >](#)

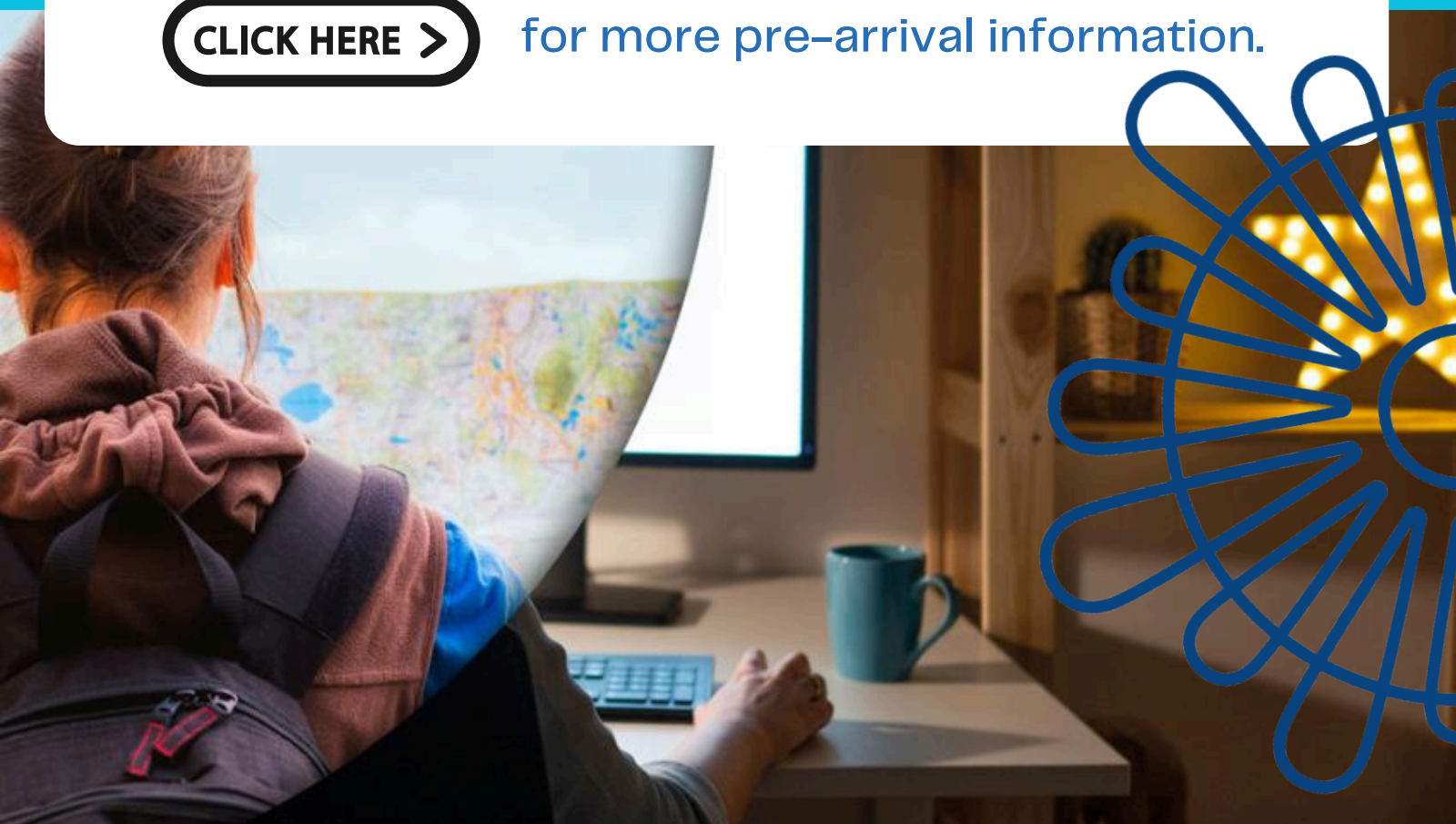
to learn more about the ESN ZADAR (Erasmus Student Network).

[CLICK HERE >](#)

to apply for buddy system.

[CLICK HERE >](#)

for more pre-arrival information.





Timeline of events

pre-arrival

Research and Plan Ahead

Research your destination thoroughly before you go. **Read syllabi, select courses** with your home coordinator and **create OLA /LA**.

1



Apply following the admission procedure

Make sure you are **nominated** by your home University. All nominated students will get the information about **admission procedure** on their email.

2



Get your Acceptance letter

Once your OLA / LA is approved we will send you the **Acceptance letter** and other practical information.

3



Apply for visa / get medical insurance

Before arrival to Zadar you should **apply for visa** and get an **EHIC** or **private medical insurance**.

4



Find accommodation

Most exchange students **rent private accommodation** because there are **only 10 places** intended for exchange students in the student dormitory.

5




Apply for buddy system

Buddies can help to:

- find accommodation,
- integrate, find timetables, offices and venues,
- resolve social and academic issues.

6



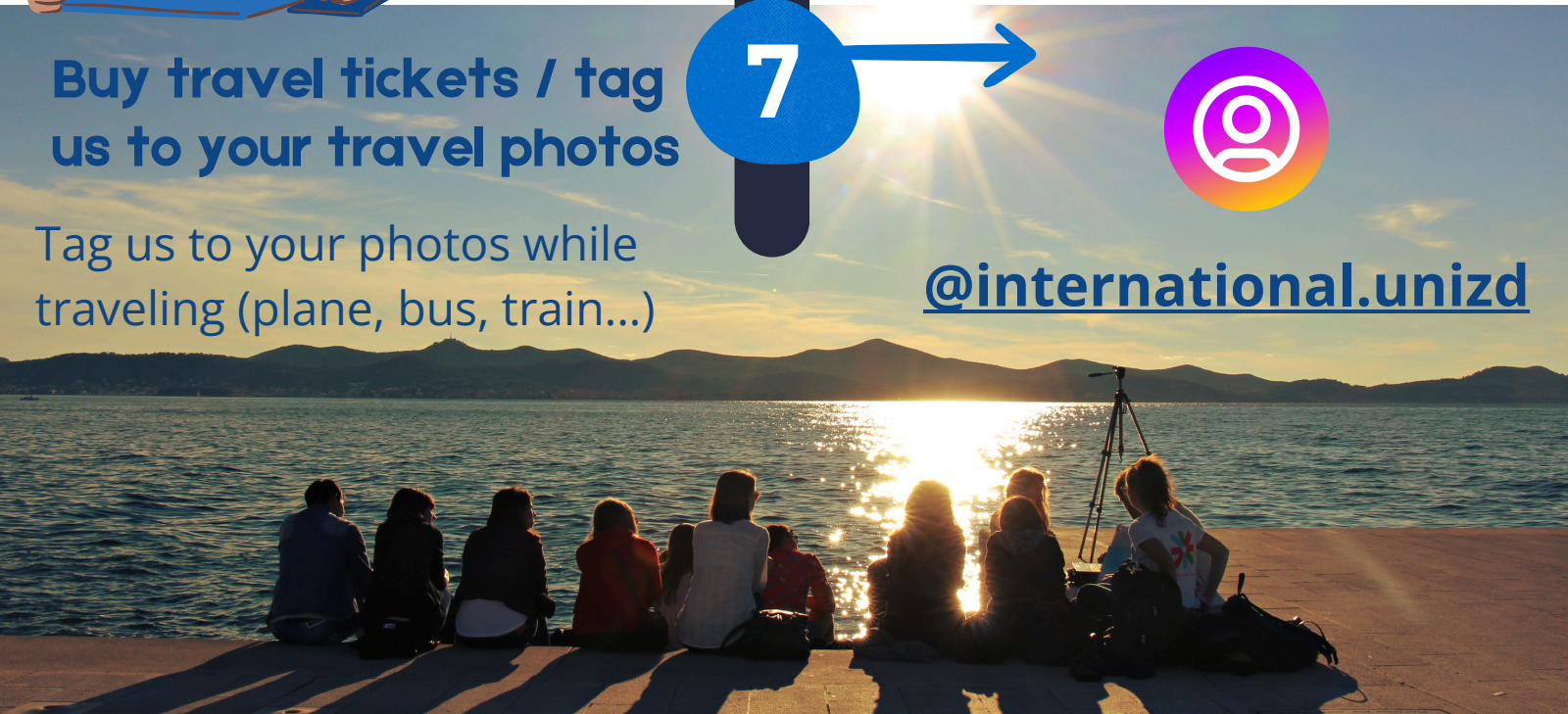
Buy travel tickets / tag us to your travel photos

Tag us to your photos while traveling (plane, bus, train...)

7



@international.unizd





ARRIVAL



Welcome days

are organized by the IRO in the first week of the semester. Students get all the information related to their semester abroad including information about **residence permit, student card (x-card), AAI account, OIB and courses**. Participation is highly recommended to all the exchange students.

Residence permit

All exchange students will get Confirmation for the residence permit at the first "Welcome day" meeting. If you can't attend please contact International Relations Office.

[SEE MORE](#)

Personal Identification Number - OIB

All exchange students **must apply** in the Tax Administration Office for OIB. Students need it to enrol into the study programme, to get AAI account and student card.

[SEE MORE](#)

AAI account

AAI@EduHr is the Authentication and Authorisation Infrastructure of science and higher education in Croatia.

[SEE MORE](#)

Student card (x-card)

is a student identification card available to **Erasmus+** and **CEEPUS** students. Having this card enables you to get government subsidised student meals in the Student restaurants (Croatian - menza) and cafeterias all over Croatia.

[SEE MORE](#)



LET'S GO

ADVENTURE

ARRIVAL



Erasmus+ departmental coordinators

can give you guidelines and help you manage academic side of mobility.

[SEE MORE](#)

Student counselling centre

Free of charge for exchange students!

They offer:

- Individual and group counselling
- Psychoeducational workshops
- Public activities
- Research activities



[@studsavunizd](#)



savjetovaliste@unizd.hr

[Departments and contacts](#)



University Library

All exchange students will get a free of charge library card.

[SEE MORE](#)

Centre for foreign languages

Free of charge for exchange students!

They offer:

- Business English
- German
- French
- Spanish
- Italian
- Czech



csj@unizd.hr

Centre for gymnastics and student sport

Free of charge for exchange students!

They offer:

- Gym
- Volleyball
- Basketball
- Therapeutic swimming
- Aikido
- Kendo I
- Badminton
- Chess
- Skateboard



givkovic@unizd.hr

For more information contact us by email incoming.mobility@unizd.hr





Timeline of events



after arrival

Participate in welcome days

Welcome days are organized by the **International Relations Office** at the beginning of each semester.



[CLICK HERE](#)

1



Socialize

Make sure you follow and participate in the **ESN activities!**

2

Apply for OIB

OIB is issued by the Tax Administration Office. Their address is: **Ante Starčevića 9.**

3

[CLICK HERE](#)

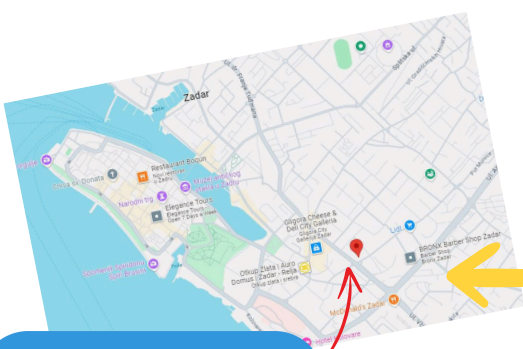


Apply for residence permit

Temporary residence permit is obligatory for everyone who will stay in Croatia for more than 90 days. Address of the Police Station is: **Put Murvice 9.**

4

[CLICK HERE](#)



Get your student card

Student card enables you to have discount prices in the student restaurants.

5



6

Go to lectures

Contact your teachers to check the timetable and be punctual.



7

Book a trip / excursion
Tag us to your photos while traveling (plane, bus, train...)

[@international.unizd](#)



USEFUL INFORMATION



Accommodation

Private accommodation can be found via the following websites:

www.booking.com

www.airbnb.com

Rent is typically paid monthly and in advance. At the start of a letting period it is standard to pay one month's rent, which is refunded provided you don't break any of the terms in the lease.

IMPORTANT

Utilities are usually not included in the price of the rent, and are paid separately!

Students also find their accommodation through Facebook Groups such as:

[Sveučilište u Zadru \(studenti\)](#)

Public transport

Liburnija buses manage the public transport in Zadar and area. Click below for more information about tickets, schedules, bus routes ect.

[Main bus station](#)



Exchange students are entitled to a **free city buss pass**. IRO will issue a confirmation in your name, and you should take it to the bus station and **download app Smart City Zadar**.

[App store](#)

[Google Play](#)

Health care



In case you require medical assistance, you can either call emergency number 112 or visit Zadar General Hospital.

SEE MORE



USEFUL INFORMATION

Rent a E-Scooter



[Electric scooter](#)

[Bolt](#)

Rent a bike



[NEXTbike](#)


[ZZUM](#)

Taxi



[Uber](#)

[Bolt](#)




Important telephone numbers

National Protection and Rescue Directorate




[112](#)

Police Department



[192](#)

Fire Department



[193](#)

Paramedics




[194](#)

Road Assistance



[1987](#)

General information



[18981](#)

Bus station



[+38560305305](#)

Airport



[+38523205800](#)



CONTACT US

Find out about the experiences of our exchange students!

Web



Instagram



Want to know more about how to get to Zadar, how to fill in OLA, or how to change courses after arrival...?



[CLICK HERE >](#)



Address:

Mihovila Pavlinovića 1
23000 Zadar
Croatia



E-mail:

incoming.mobility@unizd.hr

iro_unizd@unizd.hr



All the information provided in the International Student Guide is for information purposes only, and does not constitute a legal contract between University of Zadar and any person or entity. Links to external web sites should not be interpreted as an endorsement by the University of Zadar of the content of the linked materials.